

Snap-on®

BUILD-A-BAY™

CUSTOM STORAGE SOLUTIONS



BUILD

- *Your Brand*
- *Customer Loyalty*
- *Employee Retention*

BUILD YOUR OWN SOLUTION

Snap-on®

BUILD YOUR BRAND WITH LEGENDARY TOOL STORAGE



BUILD-A-BAY™

CUSTOM STORAGE SOLUTIONS

Build-a-Bay™ Builds Your Business

Build-a-Bay™ by Snap-on Tools Company is an innovative custom designed concept for your service department. Customers and technicians alike have been “Blown Away” by the concept. By taking the service area to a new level, Build-a-Bay™ helps build your business. It increases consumer confidence, and builds employee loyalty and organizational pride and profit. Build-a-Bay™ is a way of making sure every new customer becomes a repeat customer and every technician becomes an ROI ... ASAP.



“Blown away is an understatement. We don’t look like a repair shop. We look like Lexus. Build-a-Bay™ helps build our Lexus dealership brand.”

Johnny Harrison

Vice President and General Manager of Lexus of Glendale, CA


Superior Snap-on® Features

Heavy-Duty Drawers

Drawer Slides support up to 227 lbs. per set. An additional set of slides can be added to any 4” or deeper drawer (standard on 5” full width drawer).



Drawers can be easily removed with heavy-duty slides.



Drawer Stiffeners - four per extra wide drawer to withstand a heavier workload.



The Snap-on Exclusive Lock'n Roll® feature keeps drawers from drifting open for more safety.



Snap-on drawers have smooth rolled edges and double thickness for a much more rigid and safer drawer.

BUILD CUSTOMER LOYALTY



“Customers are blown away! Build-a-Bay™ is good for technician retention as well. We’ve got an investment in these guys. It’s a brand (Snap-on®) techs are proud to use. It’s good for them and it’s good for our customer return rate. Everybody wins.”

Larry Fogt

Service Director, Longo Lexus, El Monte, CA

“Customers Are Blown Away!”

That’s why they’ll be back. Build-a-Bay™ isn’t just a tool box. It’s a whole new concept. At Longo Lexus, customers aren’t just customers ... they’re guests. A floor-to-ceiling glass panel is all that separates the Guest Lounge from the Build-a-Bay™ service area so guests can look in and watch their vehicles being worked on in clean, professional work stations. They love the idea. Build-a-Bay™ builds immediate confidence with every new guest. And with confidence comes loyalty ... the stuff of which success is built on.

Full Width Drawers - Most Efficient Use of Space

The two full width drawers provide convenient storage of 2,150 sq. in./8,200 cu. in.

5" Full Width Drawer



Perfect For Storing Sockets Upright

3" Full Width Drawer



Ideal For Wrench Storage

BUILD EMPLOYEE RETENTION

Increase: Productivity - Customer Satisfaction - ROI

Training new technicians takes time and costs money. Having them leave after three years to go somewhere else for a dollar more is a waste of your valuable resources. Build-a-Bay™ is a smart investment, not only today...which is measured by increased productivity...but tomorrow. Part of your ROI is measured by technician retention. With the Build-a-Bay™ system in place, new technicians can spend their money on the tools that will help them get the job done right, the first time - building confidence and customer satisfaction. Build-a-Bay™ helps instill the kind of “blown away” pride that makes a new technician feel that he wants his first job to be his last job.



An example of a Build-a-Bay™ design idea “no-wheels” tool storage to help create a clean, professional look, help stabilize the boxes and keep unsightly dirt from building up underneath.

Wide Selection of Colors

30 Custom Color Options (Call for a custom quote)

5 Standard Color Options

When ordering, please use suffix (shown below in parenthesis) after each item code to specify your standard color choice.





“I plan on being here a long time. Build-a-Bay™ makes coming to work easy. There are a lot of happy faces around. Customers are blown away by the facilities. It does a lot for productivity”

Chris Cooper

Technician, Longo Lexus, El Monte, CA



“When we decided to purchase the Snap-on® Build-a-Bay™ system, we were just looking for a more consistent look in our shop. It became a statement of our commitment to the technician, service manager and customers of how we intend to run our shop.”

Emir C. Abinion

Owner/President Fox Valley VW

Superior Paint Finishing Process



Inspect and Sand

Every unit is inspected for defects and any scratches or blemishes are sanded prior to painting.



Pre-Treatment

Each component is fully submersed when washed, cleaned, rinsed, and pre-coated as part of our process.



Powder Coat

Our powder coat is electrostatically applied using multiple head automated guns.

ACCESSORIES

These and other Snap-on® products are available from your valued Snap-on Franchisee.

Drawer Organization and Tool Control

Get organized and get the job done faster! Drawer divider kits are constructed from composite material and provide the ability to use the partitions to divide the drawer into sections and subdivide with dividers. Drawer trays are available as one piece alternative or customize your drawer layout with a foam tool control kit for the ultimate in tool organization.





Tool Organizers

Keep tools and tool sets together with tool organizer accessories. Snap-on offers many different organizers for sockets, wrenches, screwdrivers and pry bars. Some accessories feature a magnetic base for holding the tools and organizer in place.



Workstation Accessories

With Snap-on modular workstation accessories, you can design a personal workspace that maximizes your efficiency, organizes your work area and provides easy access to your most frequently used materials. You can even turn your cabinets into a work bench with the addition of a stainless steel worksurface.



Security

Snap-on Series tool storage units takes security to the next level. Every unit has its own lock. Plus, each exposed lock features a high security free-spinning collar to discourage break-ins.



Keyed Alike Security Helps You Protect Your Investment.

At Snap-on, we know that tool security is vital, but it must also be convenient. That's why we offer you keyed alike convenience. When your tool storage units keyed alike, a single key can open your roll cab, top chest, end cab or locker.



BUILD YOUR OWN SOLUTION

When ordering, please use suffix PBO (Snap-on Red), PC (Gloss Black), PCM (Royal Blue), PES (Ultra Yellow) or PKS (Arctic Silver) after each item code to specify your standard color choice. For all other colors, please call the Build-A-Bay™ Hotline for a custom quote.

TOOL STORAGE



KRS756

Single Bank Tool Storage Cabinet

Width: 35.68" • Height: 36.82" • Depth: 24.09"
Standard skid: 4" • Case Height: 32.89"



KRS1502W

Single Bank Tool Storage Cabinet

Width: 54.28" • Height: 54.60" • Depth: 29.09"
Standard skid: 4" • Case Height: 50.67"



KRS1502

Double Bank Tool Storage Cabinet

Width: 54.28" • Height: 54.60" • Depth: 29.09"
Standard skid: 4" • Case Height: 50.67"



KRS1501

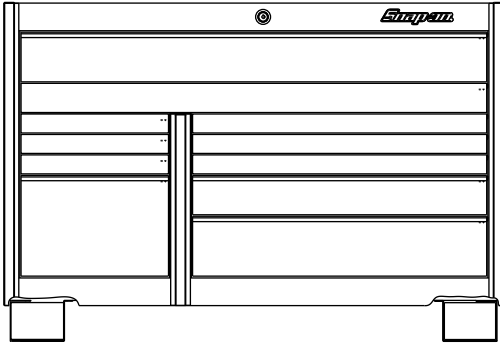
Single Bank Tool Storage Cabinet

Width: 35.68" • Height: 54.60" • Depth: 29.09"
Standard skid: 4" • Case Height: 50.67"

SPECIFICATIONS

When ordering, please use suffix PBO (Snap-on Red), PC (Gloss Black), PCM (Royal Blue), PES (Ultra Yellow) or PKS (Arctic Silver) after each item code to specify your standard color choice. For all other colors, please call the Build-A-Bay™ Hotline for a custom quote.


TOOL STORAGE



KRS722

**Double Bank
Tool Storage Cabinet**

Width: 54.28" • Height: 36.82" • Depth: 24.09"
Standard skid: 4" • Case Height: 32.89"



KRS1022WC

**Double Bank
Tool Storage Work Center**

Width: 54.28" • Height: 64.00" • Depth: 29.09"
Standard skid: 4" • Case Height: 37.31"



SPECIFICATIONS



When ordering, please use suffix PBO (Snap-on Red), PC (Gloss Black), PCM (Royal Blue), PES (Ultra Yellow) or PKS (Arctic Silver) after each item code to specify your standard color choice. For all other colors, please call the Build-A-Bay™ Hotline for a custom quote.

ACCESSORIES



Docker Locker™

KRS1518

Width: 24.00" • Height: 54.67" • Depth: 29.00"
Case height: 50.67"

Hang on KRS1501 & KRS1502 ONLY.

KR7088A cart included. This is a hang-on locker.

KRS7018

Width: 24.00" • Height: 57.90" • Depth: 29.09"
Case height: 57.89"

Hang on KRS722 ONLY.

KR7088A cart included. This is a hang-on locker.

KRS1018

Width: 24.00" • Height: 63.375" • Depth: 29.09"
Case height: 62.375"

Hang on KRS1022WC ONLY.

KR7088A cart included. This is a hang-on locker.

Innovative Docker Locker™ allow techs to take their tools to the job and secure the cart overnight if the job is not complete.

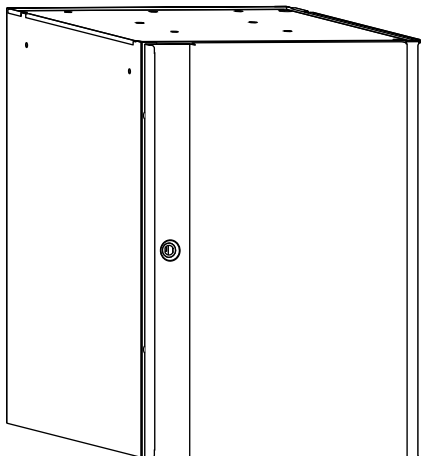
KRS2417

Cart Port

Width: 24.00"
Height: 36.82"
Depth: 29.09"
Case height: 32.89"

This hangs on most under cabinet Bulk and Computer stations.

(Shown in photo with KRS2415 Bulk Storage)



KR7088A

Tool Cart

Width: 16.00" Height: 34.32" Depth: 24.24"
Use with KRS1518 (Docker Locker) & KRS2417 (Cart Port).

SPECIFICATIONS

When ordering, please use suffix PBO (Snap-on Red), PC (Gloss Black), PCM (Royal Blue), PES (Ultra Yellow) or PKS (Arctic Silver) after each item code to specify your standard color choice. For all other colors, please call the Build-A-Bay™ Hotline for a custom quote.

Wall mounted bulk storage overhead

Efficiently use all your shop space with our Wall mounted overhead bulk storage, which can hold up to 250 lbs.



KRS4816

Width: 48.00"
Height: 19.70"
Depth: 18.00"

KRS3616

Width: 36.00"
Height: 19.70"
Depth: 18.00"

KRS2416

Width: 24.00"
Height: 19.70"
Depth: 18.00"

Lift Pump Pullout Section

Lift pullout section allows easy access for maintenance of lift control unit.

Rotary

KRS1214R

Width: 12.00"
Height: 36.82"
Depth: 24.00"

Challenger

KRS1214C

Width: 12.00"
Height: 36.82"
Depth: 24.00"



Computer Storage

Secure computer under your work benches to best utilize your storage space and feature pull out tray for greater accessibility.



KRS2414L

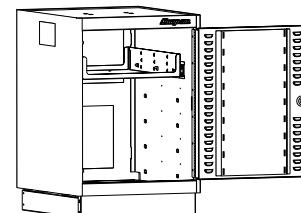
24" Computer cabinet w/ Louvered Door & Vented Back- Left Hand Hinge

Width: 24.00" • Height: 36.82" • Depth: 24.00"
Case Height: 32.89" • Standard skid: 4"

KRS2414R

24" Computer cabinet w/Louvered Door & Vented Back- Right Hand Hinge

Width: 24.00"
Height: 36.82"
Depth: 24.00"
Case Height: 32.89"
Standard skid: 4"



SPECIFICATIONS



When ordering, please use suffix PBO (Snap-on Red), PC (Gloss Black), PCM (Royal Blue), PES (Ultra Yellow) or PKS (Arctic Silver) after each item code to specify your standard color choice. For all other colors, please call the Build-A-Bay™ Hotline for a custom quote.

Bulk Storage

Secure bulk storage is offered in both 18", 24", 48" and 73.5" widths to best utilize the space under your work benches.



18" Bulk Storage Section

KRS1815

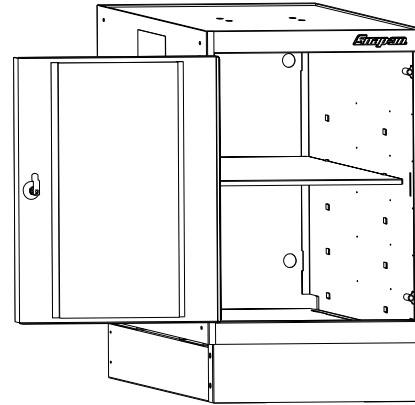
Width: 18.00"

Height: 36.82"

Depth: 24.00"

Case Height: 32.89"

Standard skid: 4"



24" Bulk Storage Section

KRS2415

Width: 24.00"

Height: 36.82"

Depth: 24.00"

Case Height: 32.89"

Standard skid: 4"



KRS4815

48" Bulk Storage

with 2 Doors (not shown)

Width: 48.00"

Height: 36.82"

Depth: 24.00"

Case Height: 32.89"

Standard skid: 4"

KRS7215

73.5" Bulk Storage with 4 Doors

Width: 73.50"

Height: 36.82"

Depth: 24.00"

Case Height: 32.89"

Standard skid: 4"

Snap-on®

BUILD-A-BAY™

CUSTOM STORAGE SOLUTIONS

Call the Snap-on Build-a-Bay™ Hotline Now!

(877)-437-3553

You can also e-mail us at Buildabay@Snapon.com or
visit our website at <http://buildabay.snapon.com>.

Snap-on® and Lock'n Roll® are registered trademarks of Snap-on Incorporated.

©2007 Snap-on Incorporated. All rights reserved. All other marks are trademarks of their respective holders.

Printed in U.S.A.

U.S. patents: 5,388,902 and 5,403,139

SS2942

WFCo Rev. 06/07