

**DIAGNOSTIC
PRODUCT
DEMO
GUIDE**

I SOLUSTM+

SOLUS+

OEM-Specific Codes, Data, Tests, SureTrack®







DEMONSTRATION PATH **Be sure the tool is connected to WiFi**



Select Scanner icon

1. Select **DEMONSTRATION**
2. Select **CHEVROLET**
3. Do you want to transition to live mode? Select **NO**
4. Answer ID questions: **CHEVROLET > 2016 > TAHOE (4WD) DEMO > 5.3L**
5. Current Vehicle ID – select **OK**
6. Demo Mode warning screen – Select **CONTINUE**
7. Select **CODE SCAN**
8. Select **PRE SCAN > No to add missing information**
9. Select **P0300**
10. Show the SureTrack Graph.
11. Scroll down to see additional SureTrack data:
12. The most common Real Fix is shown first.
13. Select the **REAL FIXES** card to display Related Real Fixes
14. Select the **BACK** icon
15. Select the **TROUBLESHOOTER** card to display Related Expert Information

16. Select the **BACK** icon to exit SureTrack.
17. Select **ENGINE** above the codes to enter the engine menu.
18. Select **DATA DISPLAY > ENGINE DATA**
19.  Select the **GRAPH** icon to demonstrate graphing or PID list.
20. Select the **BACK** icon 2 times.
21. Select **FUNCTIONAL TESTS**
22. Scroll through the list of functional tests.
23. Select the **HOME** icon.
24.  Select **QUICK LOOKUPS > Yes to stop communication**
25. Select Oil Specs and Resets
26. Select **CONTINUE > LTZ**
27. Show fluid specs.
28.  Select **RESET PROCEDURE**
29. Show the reset procedure.
30.  Select **FUNCTIONAL RESET**
31. Show the Service Interval Reset

How to Choose the Right Diagnostic Tool? Ask the Right Questions

- | How would you improve your diagnostics – upgrade your software or your tool?
- | What vehicle coverage or capabilities are you missing in your current tool?
- | What could you do if you had internet access right in the tool?

- | Would you like to increase confidence in your diagnosis? (Guided Component Tests, SureTrack, ShopKey® Pro, Fast-Track Intelligent Diagnostics)
- | How would a wireless scanner or scope help you work around the car without being tied to scope leads?