



Snap-on[®]



THE POWER INSIDE

YOUR SNAP-ON[®]
DIAGNOSTIC TOOL.

24.2

SPRING 2024
POCKET GUIDE
my.snapon.com

THE POWER TO BE YOUR BEST – FROM A COMPANY YOU CAN TRUST

Snap-on® repeatedly redefines the automotive service industry with over a full century of revolutionary product development, engineered repair solutions and dedicated support. Its rugged and reliable diagnostic tools consistently deliver the performance and confidence you expect, with unparalleled coverage and industry-exclusive features for general and collision repair coverage. Snap-on continues to feel the pulse of our customers' needs, offering leading-edge and innovative diagnostic solutions as it has for the past 40 years.



Technician Profile



Fast-Track® Intelligent Diagnostics



New and Expanded Coverage



Comprehensive Testing



Professional Resources



Sharing Capabilities



Training and Support

2023 MODEL YEAR UPDATES

Acura®, Alfa Romeo®, Audi®, BMW®, Chrysler®, Dodge®, FIAT®, Ford®, Jaguar®, Jeep®, Harley-Davidson®, Honda®, MINI®, RAM®, Volkswagen®

2024 CODE SCAN AND CLEAR FOR ALL MAKES!

2023 ADDED MODEL COVERAGE!

Dodge Hornet®, Cadillac® Lyric®, Chevrolet® Colorado®, GMC® Canyon® and Hummer®, KIA® EV6®, Mitsubishi® Outlander PHEV®

COVERAGE & TEST HIGHLIGHTS*

Acura

| New Guided Component Tests for MDX®, RDX® and RLX®

BMW

| 2019+ 3 Series Active Cruise Control calibration special function
| New Guided Component Tests for 640 GT® xDrive 3.0L, Z4® 2.0L, 650i®, 650® xDrive 4.4L Gran Coupe®, 740® and 740i® xDrive 3.0L, X5® xDrive, sDrive 40i® and xDrive 45e®

Buick®, Cadillac, Chevrolet and GMC

| 2022-2023 Engine Freeze Frame updates

Chevrolet

| 2022+ Silverado® 10 added systems including for ADAS
| 2020-2022 Corvette® Transmission special functions
| 2007-2014 Silverado Power Take-Off Module (PTO)
| New Guided Component Tests for Silverado, Cruze® 1.4L, Equinox® 2.4L, Malibu® 2.4L/2.5L, Traverse® 3.6L, Tahoe® 5.3L, Suburban® 5.2L

Ford

| New special functions, tests, resets and Programmable Module Installation (PMI) for a wide array of systems on select F-Series®, E-Series® and Transit® models and years.

| New Guided Component Tests for F-Series® Super Duty® 6.4L, 7.3L, 6.2L and 6.7L, F-150® 3.5L, Eco-Sport® 1.0L, Edge® 2.7L, Bronco® 2.3L and 2.7L

Genesis®

| 2023+ G80® and GV70® electric vehicle systems

GMC

| 2014-2019 Sierra® Brake Pedal Position Sensor relearn
| New Guided Component Tests for Sierra 1500, 2500, and 3500 (4.3L, 5.3L, 6.0L, 6.2L, 6.6L)

Honda

| New Guided Component Tests for Accord®, Civic®, CRV®, Odyssey®, Pilot®

Hyundai®

| 2018+ Santa Fe® Anti-lock Brake Control Module Brake Pad Change Mode
| Engine, Electric Power Steering and Front View Camera Special functions, plus Instrument Cluster Module (ICM) variant coding and Engine Freeze Frame data for numerous models and years



* For more features information, see pages 6–20. For new coverage detail, see the Vehicle Coverage Guide located at snapon.com/vcguide

SOFTWARE UPGRADE 24.2*

Infiniti®

- | New Guided Component Tests for Q50®, Q60®, QX50®, QX60®, QX80®

Jeep

- | New Guided Component Tests for Wagoneer®, Grand Wagoneer® 3.0L I6 Turbo and other select models

Kia

- | Engine, Front View Camera, ICM variant coding and Electric Power Steering (EPS) special functions, plus Body Control Module and Engine Freeze Frame data for numerous models and years

Land Rover®

- | 2013-2016 Range Rover® and 2014-2016 Range Rover Sport® Chassis Control Module special functions
- | 2014+ Discovery Sport® and 2015+ Range Rover Evoque® Speed Control Module
- | 2015+ Discovery Sport Towbar: Codes, data, functional tests and special functions

Lexus®

- | 2017-2021 IS300h® and 2015-2017 RX200t® model adds
- | New Guided Component Tests for RX350®, RX450h® Hybrid

Lincoln®

- | New Guided Component Tests for Lincoln Navigator® 3.5L

Mazda®

- | 2017+ CX-5® Selective Catalytic Reduction (SCR) system
- | New Guided Component Tests for Tribute® and CX-5

Mercedes-Benz®

- | 2013-2019 CLA® Engine Gasoline Particulate Filter (GPF) Regeneration
- | New Guided Component Tests for 250® and 250 4Matic® 2.0L, S560® 4.0L, GLE580® and GLS580® 4.0L

Nissan®

- | 2011+ Leaf® Heating Ventilation and Intelligent Power Distribution actuator tests

- | 2017+ Rogue® Intelligent Cruise Control functional tests
- | New Guided Component Tests for Altima®, Armada®, Frontier®, Kicks®, Maxima®, Murano®, Pathfinder®, Rogue, Rogue Sport®, Sentra®, Versa®, Titan®

RAM

- | New Guided Component Tests for select models

Subaru®

- | New Guided Component Tests for Ascent®, Ascent Crosstrek®, BRZ®, Crosstrek, Crosstrek Hybrid, Forester®, Impreza®, Legacy®, Outback®, WRX®

Toyota®

- | 2017+ Camry® Occupant Classification System calibration
- | New Guided Component Tests for Camry, Camry Hybrid, Rav4®, Tacoma®

ADDED FEATURES

| Snap-on® Cloud

Customers can select multiple files to download or delete, making it easier and faster to process files whether sharing them or removing old data.

| Security Link™

Added access to more makes.

Visit snapon.com/securitylink for details.



* For more features information, see pages 6–20.
For new coverage detail, see the Vehicle Coverage Guide located at snapon.com/vcguide

SOFTWARE UPGRADE 24.2*

FAST-TRACK® INTELLIGENT DIAGNOSTICS

With Fast-Track Intelligent Diagnostics you don't have to be a master tech to perform like one.

It saves time by guiding the technician directly to the fix and eliminating guesswork. It also offers the extra assurances of SureTrack® expert information, “Smart Data,” and quick access to functional tests and resets - within a highly intuitive user interface that's simple to learn and operate.

SMARTER. FASTER. FIXED.

Every job needs the right answer every time a repair is made. For that, techs need the right diagnostic tool and the right software - from a company they know and can trust.

SOFTWARE

Every Snap-on diagnostic tool offers one-touch code scan and clear and manufacturer-level data, exclusive access to Security Link, the Snap-on Cloud and industry-leading features for all the right information, right when it's needed.

EXPERIENCE-BASED SOFTWARE

Snap-on diagnostic tools bring more focus to every workflow, with SureTrack for verified parts replacement records and Real Fixes; Smart Data for relevant vehicle and code-specific PIDs; guided component tests for vehicle-specific procedures on millions of components; and access to pre-filtered functional tests for verifying repairs.

HARDWARE

Built to take on even the biggest challenges, every Snap-on diagnostic tool is designed specifically for the automotive industry and built to withstand the rigors of the shop - featuring a streamlined design, quick navigation, a rugged physical design and the technology it takes to be more productive in the bay.

UNMATCHED CUSTOMER SUPPORT

Every Snap-on diagnostic tool comes standard with industry-best Snap-on product support, access to online training, free support sessions with a diagnostic specialist and flexible financing.



Find out more at snapon.com/FTID-NA

SNAP-ON SECURITY LINK



Vehicle manufacturers are implementing security features to prevent unauthorized intrusions into their systems.

This is changing the way that scan tools need to work, and is why we developed Snap-on Security Link. Security Link is designed to help navigate customers through the process.

The best way to avoid your customers getting caught without access to secured vehicle systems is to make sure their scan tool is running the latest software.



For more information visit snapon.com/securitylink

* For more features information, see pages 6-20.

For new coverage detail, see the Vehicle Coverage Guide located at snapon.com/vcguide



CRITICAL VEHICLE SYSTEM REPORTS

Vehicle System Reports

Speedy Approvals, Repairs and Payment

Fast and accurate communications to customers and insurance providers move repairs along faster, speeding up the time it takes to finish the job and get paid.

Diagnostics Health Scan


The Diagnostics Health Scan is a straightforward, customer friendly report that simplifies results for vehicle owners before and after the repair. It helps speed customer repair approvals and illustrates repair success, conveying the shop's service value. With it comes the more detailed pre- and post-scan reports for shop use, especially helpful to quicken insurance processing.

ADAS Recalibration Reports

A report that identifies the vehicle, the system and date of the recalibration. It also provides input values and detailed results.* Shops can show complete recalibration for multiple systems on one report.

All vehicle system reports are automatically uploaded to the Snap-on Cloud and also can be printed, emailed or viewed online.

Available on ZEUS™, TRITON™, APOLLO™, MODIS™, SOLUS™ and VERUS® Series with current software version.



* Displays complete starting values as well as values after the calibration is complete with ZEUS series and VERUS® Edge. Other products provide space for input values and detailed results

** For more features information, see pages 6–20.

For new coverage detail, see the Vehicle Coverage Guide located at snapon.com/vcguide



SNAP-ON CLOUD

With Wi-Fi, a Snap-on tool and the latest software installed, you can automatically upload and access images, vehicle system reports and much more from the Snap-on Cloud using a smart phone, tablet or PC.

Capture

Capture and Auto-load Reports: With the most current Snap-on software loaded on a tool, users can capture all Vehicle System Reports, including the new Diagnostics Health Scan, on ZEUS, TRITON, APOLLO, MODIS and SOLUS Series and VERUS Edge

Automatic Screenshot uploads to Snap-on Cloud for ZEUS, TRITON, APOLLO, MODIS and SOLUS Series and VERUS Edge. Plus ZEUS™, VERUS Edge or Diagnostic Thermal Imager owners can store pictures in the cloud, too

Direct Repair Order linkage: Create permanent links directly to the saved image or report, which can be added to and accessed from shop management software

Categorize

Mark Files: Identify images as “known good” or “known bad”

Tag Files: File tagging makes keyword search fast for future reference

Get files: Retrieve by customer name, VIN or sort by date

Collaborate

Compare and Share: Use with others to facilitate diagnosis and repair

Be the Expert: Share “known good” or “known bad” images

Communicate

My Network: Add up to 20 contacts and easily share files

Flexible Sharing: Communicate reports and images via text or email

Speed It Up: Shops can share pre-scan reports and images with customers to receive quick repair approvals, and post-scans with insurance companies to confirm OEM repair requirements have been met



SERVICE RESETS AND RELEARNS



The **Service Resets & Relearns** feature is a Snap-on exclusive. It provides procedures like functional tests, but it also checks Top Repairs from SureTrack expert information plus Technical Service Bulletins (TSBs) to offer a complete fix. With this feature, you can be confident when in the midst of replacing a component, the tool's software will automatically return any services that must be performed in order to successfully complete the repair, whether it is to the repaired component itself or associated components.

Published each month and available free of charge, each episode offers a smart approach to a faster and more comprehensive solution to complete vehicle repairs.

Professional technicians can view Snap-on Service Resets and Relearns quick tip videos on its web page at snapon.com/srr-na or Snap-on Diagnostics YouTube channel.



Award Winning Service Resets & Relearns

Snap-on is a People's Choice Award winner selected by the Professional Tool & Equipment News' (PTEN) Innovation Award program for its Service Resets & Relearns feature in the repair information category.



SURETRACK



SURETRACK®

THE FASTEST PATH TO FIXED

**POWER THE REPAIR WITH
SURETRACK REAL FIXES!**

New content is continually added and with the latest software it's instantly accessible:

- | Verified parts replacement records showing successful fixes
- | Expert information hot-linked directly from diagnostic trouble codes
- | Exclusive insight based on experience from millions of repair orders
- | Vehicle-specific fixes based on symptoms, codes and mileage
- | Definitive, reliable answers, validated by SureTrack expert technicians

Visit suretrackblog.com to show customers' successful solutions resolved by SureTrack and its community members!



* For more features information, see pages 6-20.

For new coverage detail, see the Vehicle Coverage Guide located at snapon.com/vcguide



SOFTWARE TRAINING OPTIONS

ON-TOOL TRAINING VIDEOS

The TRITON-D10™ and APOLLO-D9™ have on-tool training and support videos to get users up and running quickly, guaranteeing peak performance the day they turn on their tool. For more information visit: snapon.com/on-tool-na



ON-TOOL CTM TRAINING COURSES

Customers can take advantage of hundreds of Component Test Meter (CTM) on-tool training courses on over 70 topics to help users learn everything they need to know for component testing. These courses range from 5-30 minutes and include Power User Tests, How To's and more. For more information visit: snapon.com/ctm-training-na



ONLINE TRAINING & SUPPORT

Training and Support provides everything you need for product support, training and useful tips. Just select your product to access our Knowledge Base of questions and answers for your diagnostic platform. Find general help, troubleshooting tips, scanner and scope operation as well as instructional videos from expert technicians. For more information visit: snapon.com/training-na



NATIONAL ONLINE TRAINING - LIVE WEBINARS

Encourage your customers to join our national trainers for live online industry topics and new product training. Multiple sessions are available each week. For more information visit: snapon.com/ot-na



ZEUS™



TRITON-D10™



APOLLO-D9™



SOLUS™

* For more features information, see pages 6-20.

For new coverage detail, see the Vehicle Coverage Guide located at snapon.com/vcguide

PRODUCT COMPARISON

		SOLUS ⁺	APOLLO-D9	TRITON-D10	ZEUS ⁺	WITH WI-FI [†]
HARDWARE	Capacitive color touchscreen display	8"	9"	10"	12"	
	Super-fast boot-up	2 sec.	2 sec.	2 sec.	<10 sec. from Ready Mode	
	Wi-Fi enabled	*	*	*	*	*
	Wireless scanner				*	
	Built-in camera				*	
	Ignition scope capabilities				*	
	High-speed lab scope			2-channel	4-channel	
SNAP-ON EXCLUSIVES	FT Fast-Track Intelligent Diagnostics ¹		*	*	*	*
	FT SureTrack expert information	*	*	*	*	*
	Snap-on Cloud (instant report, screen and image upload)	*	*	*	*	*
	Preset PID triggers	*2	*	*	*	*
	Dedicated North American-based customer care center	*	*	*	*	*
	FT Filtered OEM TSBs		*	*	*	*
	Service resets & relearns		*	*	*	*
	FT Guided Component Tests			*	*	*
	FT Guided Component Test location images			*	*	*
	Waveform library and known good test values			*	*	*
	FT Filtered OEM campaigns & recalls				*	*
	Clear View flag tracker with flag drop function				*	*
	ShopKey [®] repair information & management system (optional)				*	*
ADVANCED FEATURES & CAPABILITIES	Automotive & motorcycle coverage	*	*	*	*	
	Security Link (to access secured vehicle systems) ³	*	*	*	*	*
	Instant ID when connected to vehicle	*	*	*	*	
	Oil specs & resets	*	*	*	*	*
	Ethernet communications support	*	*	*	*	
	On- or off-screen all PID recording	*	*	*	*	
	Functional, bi-directional & actuator tests	*	*	*	*	
	Scanner & Scope Live Data Graphing	*	*	*	*	
	Complete health scan & ADAS reports	*	*	*	*	
	Automatic screenshot hot key	*	*	*	*	
	Over-the-air software update	*	*	*	*	*
	Training: instructor-led, online & on product	*	*	*	*	
	Wireless printing	*	*	*	*	*
	Camera vehicle ID				*	
	Browser				*	
PURCHASE OPTIONS	Software subscription plan	*	*	*	*	
	Regular software upgrade	*	*	*	*	
	Software prepaid plan		1yr.	1yr.	1yr. or 3yr.	

FT Capabilities viewable via Fast-Track Intelligent Diagnostics filter

¹ Software subscription or prepaid plan required.

² PID trigger function has to be manually set.

³ May require third-party service.

Visit snapon.com/security-link for supported OEMs and more information.

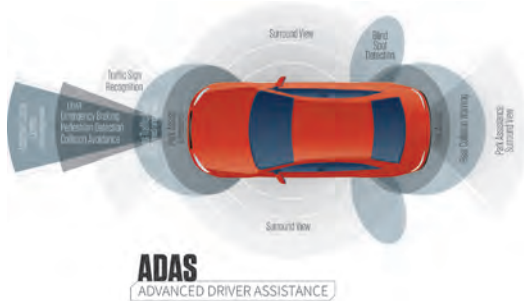
For more product comparison detail, visit my.snapon.com in the Diagnostics section, just click the Sales Support Files link and then refer to the "Software Sales Materials" section.

WHAT YOU NEED TO KNOW ABOUT ADAS*

ADAS IS HERE. ARE YOUR SHOPS AND TECHS READY?

What is ADAS?

Commonly referred to as drivers' aids or safety systems, Advanced Driver Assistance Systems (ADAS) create a better driving experience by helping drivers navigate challenges as well as protect them and others from harmful actions and collisions. These systems include, but are not limited to, lane departure warning, collision warning, adaptive cruise control, adaptive light control, automatic braking, automatic parking and blind spot detection.



Both collision and general repair shops perform common jobs, from windshield replacement, body work and wheel alignments, to everyday component failure and replacement. Relatedly a shop needs to recalibrate these systems to get the vehicle back on the road safely.

What is needed to perform ADAS recalibrations?

| Snap-on Diagnostic Platform

Snap-on ADAS coverage handles all recalibration types

| Initialization

An operation where the scan tool communicates directly with the vehicle to complete the recalibration.

| Dynamic

A vehicle recalibrates itself using roadside markers. Following scan tool instructions Technicians drive a vehicle to complete the recalibration. This is most common for American made vehicles.



| Static Recalibration and Targets*

Static recalibration requires a Snap-on diagnostic platform and OEM-compliant physical targets to recalibrate cameras or sensors. Targets are different for every make, model and type of sensor. Asian and European vehicles often require this type of recalibration.

Tru-Point™ ADAS Calibration System

Tru-Point delivers an integrated system that combines advanced camera technology, targets, and advanced software design that puts all recalibration on a fast track. The operating system's solution streamlines the process from beginning to end with simple, real-time and visual target placement indication. That means never worrying about any reference value, guidebook or manual input.

This product is sold by John Bean and part of the Tech Lead brokerage program.*

| ShopKey® Pro Repair Information System

The ShopKey Pro Repair information system can complement the diagnostic tool's coverage before the repair by identifying ADAS systems present that require recalibration in a vehicle.

* Tru-Point ADAS Calibration System leads must be submitted using the Chrome Tech Lead process to receive brokerage. Contact your local John Bean representative or refer to the lead brokerage card for more information.

SOFTWARE OPTIONS

| **SOFTWARE SUBSCRIPTION PROGRAM** with continuous software upgrades supplies domestic, Asian and European coverage, plus SureTrack and online software upgrades. Fast-Track Intelligent Diagnostics-enabled products receive complete data services

| **FAST-TRACK INTELLIGENT DIAGNOSTICS PREPAID PLANS** include complete data services, domestic, Asian and European coverage, SureTrack and online upgrades

| One (1) Year Plan available for ZEUS, TRITON and APOLLO Series

| ZEUS Series Three (3) Year Plan offers prepaid plan services and coverage, plus a one (1) year extended warranty

| **SINGLE SOFTWARE UPGRADE** offers six (6) months of domestic, Asian and European coverage. Includes select data services, such as SureTrack, Snap-on Cloud and Security Link. Fast-Track Intelligent Diagnostics is not included

For pricing and availability see **pages 21-29**

HAVE PREPAID CUSTOMERS WITH UPCOMING EXPIRING PLANS?

Get a jump on it and refer to your Opportunity List in the Franchisee Portal to identify customers with plans expiring in the near future. The list highlights those who have expired as well as those near to expiring and provides a visual of the opportunities to renew in the next 90 days.

See **page 35** to learn how to renew customers on a new Prepaid Plan or Subscription.

EXTENDED WARRANTY PROTECTION¹

The industry's most complete, comprehensive and flexible extended warranty coverage for all your supported Snap-on diagnostic tools.

Here are some key reasons why the Extended Warranty Program is right for your customer:

- | Coverage equal to the original factory warranty
- | Continuous protection for pennies a day
- | Flexible financing available
- | Protection against future parts and labor cost increases
- | Increased resale value
- | Can pay for itself in cost savings with just one repair
- | Provides years of worry-free use
- | 12, 24 or 36 month extended coverage¹
- | Genuine Snap-on service parts and expert service technicians
- | Complimentary shipping and handling

The Snap-on Extended Warranty Program is the most comprehensive extended warranty in the business, offering the same complete coverage as the original warranty. Whether customers choose 12, 24 or the 36 month extension, its universal protection remains the same!



¹ Extended Warranty Program available with new diagnostic tool purchases as well as any diagnostic tool while under its original Snap-on warranty

ENHANCED COVERAGE

LIST PRICE**

PLATFORMS AND SOFTWARE UPGRADES
FAST-TRACK INTELLIGENT DIAGNOSTICS

ETHERNET COMMUNICATION

Most Snap-on diagnostic scan tools now offer Ethernet access for those Jaguar, Land Rover and Volvo models that require it.

Ethernet-enabled accessories are required to harness this capability in the tool.

NOTE: Requires Bundle 23.2 software or newer.

ZEUS+, ZEUS and VERUS Edge

EESM306B Compact Scan Module

Part Number EAK0355L10B.....\$1,010



TRITON-Dg®, APOLLO-Dg™, MODIS Edge™, SOLUS Edge™, SOLUS Legend®, ETHOS® Edge, P1000™*

OBD-II/DoIP Data Cable with Light

Part Number EAX0072L17A.....\$230



* The DA-4E Ethernet Cable (EAX0073L02A) is included with a TRITON-D10 or APOLLO-Dg purchase



ZEUS+ Platform EEMS348EUR

\$11,792

ZEUS Software EESP342##

Requires Prepaid Plan or Subscription to activate Fast-Track Intelligent Diagnostics

Software Options – descriptions on page 18

3-year Prepaid Plan \$5,485

1-year Prepaid Plan \$1,690

Software Subscription Program \$1,199
Payment: \$25 Weekly | \$100 Monthly

Single Software Upgrade
From Version 23.2 or earlier – EESP348U1/EESP342U1 \$1,535

From Version 23.4 – EESP348U2/EESP342U2 \$1,155
SBEC Weekly Payment \$45

European Coverage Accessories

European Adapters and Keys – EAK0351L02B \$415

European Keys Only – EAK0301B06B \$228

Extended Warranty

12 Month – EWZEUSP1 | EWZEUS1 \$400

24 Month – EWZEUSP241 | EWZEUS241 \$720

36 Month – EWZEUSP361 | EWZEUS361 \$1,020

LIST PRICE^{††}

PLATFORMS AND SOFTWARE UPGRADES
FAST-TRACK INTELLIGENT DIAGNOSTICS

TRITON-D10 Platform EEMS344EUR \$6,550

TRITON-Dg Software EESP343##

Requires Prepaid Plan or Subscription to activate Fast-Track Intelligent Diagnostics

Software Options – descriptions on page 18

1-year Prepaid Plan \$1,685

Software Subscription Program \$1,095
Payment: \$23 Weekly | \$92 Monthly

Single Software Upgrade

From Version 23.2 or earlier – EESP344U1/EESP343U1 \$1,535

From Version 23.4 – EESP344U2/EESP343U2 \$1,155
SBEC Weekly Payment \$45

European Coverage Accessories

European Adapters and Keys – EAK0301B07D \$420

European Keys Only – EAK0301B06B \$228

Extended Warranty

12 Month – EWTRN101/EWTRITN1 \$400

24 Month – EWTRN10241/EWTRITN241 \$720

36 Month – EWTRN10361/EWTRITN361 \$1,020



APOLLO-Dg Platform EESC335EUR \$5,280

APOLLO-Dg Software EESP333##

Requires Prepaid Plan or Subscription to activate Fast-Track Intelligent Diagnostics

Software Options – descriptions on page 18

1-year Prepaid Plan \$995

Software Subscription Program \$732
Payment: \$16 Weekly | \$61 Monthly

Single Software Upgrade

From Version 23.2 or earlier – EESP335U1/EESP333U1 \$1,165
SBEC Weekly Payment \$45

From Version 23.4 – EESP335U2/EESP333U2 \$665
SBEC Weekly Payment \$26

European Coverage Accessories

European Adapters and Keys – EAK0301B07D \$420

European Keys Only – EAK0301B06B \$228

Extended Warranty

12 Month – EWAPOL91/EWAPOLL1 \$285

24 Month – EWAPOL9241/EWAPOLL241 \$515

36 Month – EWAPOL9361/EWAPOLL361 \$730

LIST PRICE**

PLATFORMS AND SOFTWARE UPGRADES

VERUS Edge Software EESP330##

Software Options – descriptions on page 18

Software Subscription Program Payment: \$21 Weekly \$83 Monthly	\$996
--	-------

Single Software Upgrade	
-------------------------	--

From Version 23.2 or earlier – EESP330U1	\$1,395
--	---------

From Version 23.4 – EESP330U2 SBEC Weekly Payment \$41	\$1,060
---	---------

European Coverage Accessories

European Adapters and Keys – EAK0301B07D	\$420
--	-------

European Keys Only – EAK0301B06B	\$228
----------------------------------	-------

MODIS Edge Software EESP341##

Software Options – descriptions on page 18

Software Subscription Program Payment: \$21 Weekly \$83 Monthly	\$996
--	-------

Single Software Upgrade	
-------------------------	--

From Version 23.2 or earlier – EESP341U1	\$1,395
--	---------

From Version 23.4 – EESP341U2 SBEC Weekly Payment \$41	\$1,060
---	---------

European Coverage Accessories

European Adapters and Keys – EAK0301B07D	\$420
--	-------

European Keys Only – EAK0301B06B	\$228
----------------------------------	-------



LIST PRICE^{††}

PLATFORMS AND SOFTWARE UPGRADES



SOLUS+ Platform EESC337 **\$3,599**

SOLUS Legend Software EESP336##

SOLUS Edge Software EESP320##

Software Options – descriptions on page 18

Software Subscription Program \$576
Payment: \$12 Weekly | \$48 Monthly

Single Software Upgrade

From Version 23.2 or earlier –
EESP337U1/EESP336U1/EESP320U1 \$1,115
SBEC Weekly Payment \$43

From Version 23.4 – EESP337U2/EESP336U2/EESP320U2 \$615
SBEC Weekly Payment \$24

European Coverage Accessories

European Adapters and Keys – EAK0301B07D \$420

European Keys Only – EAK0301B06B \$228

Extended Warranty

12 Month – EWSPLS1/EWSLEG1 \$285

24 Month – EWSPLS241/EWSLEG241 \$515

36 Month – EWSPLS361/EWSLEG361 \$730



ETHOS Edge Platform EESC332 **\$2,770**

Software Options – descriptions on page 18

Software Subscription Program \$519
Payment: \$11 Weekly | \$44 Monthly

Single Software Upgrade

From Version 23.2 or earlier – EESP332U1 \$835
SBEC Weekly Payment \$33

From Version 23.4 – EESP332U2 \$500
SBEC Weekly Payment \$20

European Coverage Accessories

European Adapters and Keys – EAK0301B07D \$420

European Keys Only – EAK0301B06B \$228

Extended Warranty

12 Month – EWEEDGE1 \$228

24 Month – EWEEDGE241 \$411

36 Month – EWEEDGE361 \$580

Harley-Davidson® Vehicle Software and Smart Vehicle Interface

For ZEUS and TRITON, APOLLO, VERUS,
MODIS, SOLUS, ETHOS® Series EAK0347L01A \$810



P1000 Software EESP334##

Software Options – descriptions on page 18

Software Subscription Program Payment: \$11 Weekly \$44 Monthly	\$519
Single Software Upgrade	
From Version 23.2 or earlier – EESP334U1 SBEC Weekly Payment \$33	\$835
From Version 23.4 – EESP334U2 SBEC Weekly Payment \$20	\$500



VANTAGE® Legend Platform EETM345

\$2,986

VANTAGE® Ultra Software EESP309##

Single software upgrade is good for one year of complete coverage

EESP345U1/EESP309U1 SBEC Weekly Payment \$19	\$490
Extended Warranty	
12 Month – EWWNLEG1	\$285
24 Month – EWWNLEG241	\$515
36 Month – EWWNLEG361	\$730

CHECK THESE FAQs BEFORE CALLING DIAGNOSTIC CUSTOMER CARE CENTER

This information will help you spend more time selling and less time with customer care.

Q: Does a Prepaid Plan or Subscription require an enrollment fee?

A: There is no enrollment fee for a Prepaid Plan or Subscription

Q: Is a Social Security Number required?

A: SSN is not required, but if ScanBay™ requests it, delete it from the customer's Chrome record

Q: Does a Prepaid Plan or Subscription use up a ScanBay Consignment?

A: See below:

- Prepaid Plan requires one regular ScanBay Consignment
- Subscription no longer uses a ScanBay Consignment

Q: What should I do when a new customer (from another route) with an EXISTING Prepaid Plan or Subscription comes to my route?

A: To make sure that their customer record appears in your system correctly, ScanBay REQUIRES you to perform a Change of Ownership

Q: How do I renew a Prepaid Plan for another Prepaid Plan?

A: By taking one of these two actions:

- Sell a renewal 90 days prior to the current plan's expiration (see **page 35**)
- Once expired, sell a NEW Prepaid Plan

Q: When a Prepaid Plan is expiring, how can I enroll it in Subscription?

A: To enroll a unit in Subscription before it expires, just do it 14 days prior to the current plan's expiration. Also, make sure to use the same Chrome customer account as the Prepaid Plan (see **page 35**)

Q: Why am I not seeing my customer's new Prepaid Plan or Subscription enrollment in my Opportunity List?

A: It could be one or both of these:

- If it is a new customer to your route then you need to perform a ScanBay Change of Ownership
- Chrome and ScanBay Sync must be performed after each sale

Q: Why isn't Subscription being offered by ScanBay?

A: It could be one of these two answers:

- You are on Credit Hold or Back Order Review Hold
- If not on hold:
 - o Verify PC Time Zone, Date and Time are set correctly
 - o Chrome and ScanBay Sync must be performed after adjusting

SUBSCRIPTION ENROLLMENT WITH EC PURCHASE

1. Log into Chrome, select EC or the customer's existing EC number from the Account Type dropdown menu
2. Choose Promo ID and select OK
3. Select Yes, when prompted if you would like to start a Subscription
4. Add Item(s): diagnostics platform part number item
5. Select the EC Contract tab in Chrome
6. Click on Add Subscriptions check box
7. Select Subscription from the list of promotions displayed
8. Once ScanBay button becomes active, launch ScanBay and follow prompts to completion
9. Back in Chrome Customer Order tab, confirm Terms in its EC tab and line items in the Line Items tab. Print Contract
10. Follow prompts to complete, then Print or Save
11. When the EC contract is presented follow prompts to complete, then Print or Save
12. In the Submit Contract window select Submit Now or Submit Next Business Day
13. Back in Chrome, select Complete Order
14. In the Complete Order window, select to Print, Save or Email the order
15. If a newer software version is available for the device or it needs activation, a ScanBay message appears and offers to program the device. Follow prompts.

SEE IT IN MOTION

Refer to help.snapon.com to view a video that takes you step-by-step through the process.

AUTOMATED SUBSCRIPTION TRADE-IN

REMOVE ORIGINAL DEVICE FROM SOFTWARE SUBSCRIPTION PROGRAM AND ENROLL NEW PLATFORM IN SOFTWARE SUBSCRIPTION PROGRAM

Perform Standard Trade-in

1. Log into Chrome
2. Select the customer
3. Start a new order
4. Sell the new platform
5. Input trade-in unit
6. Complete transaction (ScanBay not required at this point)
7. Next, return to Chrome and select the customer
8. Start a new order
9. For Trade-In, select previous subscription/Debtor ID in Account Type SUB – [followed by the current Debtor Number]

Subscribe New Device

10. Launch ScanBay from Chrome. Follow prompts until process is complete, including Print Contract
11. Complete fields and customer signature
12. Exit to return to Chrome
13. If a newer software version is available for the device, a ScanBay message appears and offers to program the device
14. Perform a ScanBay Sync

Unsubscribe Old Device

15. ScanBay will auto-detect and display the platform type and serial number to trade-in
16. Follow prompts to cancel the subscription on the trade-in unit and return to Chrome
17. In Chrome see accessories for the newly enrolled device on a separate RA order. Review, add more items to complete the sale
18. Perform ScanBay Sync to communicate transaction to ScanBay

HOW TO TRADE-IN A SUBSCRIBED PLATFORM AND SIGN-UP A NEW ZEUS, TRITON OR APOLLO IN A PREPAID PLAN AT THE TIME OF PURCHASE

1. Log into Chrome
2. Select the customer
3. Start a new order
4. Select RA or EC Account Type
5. Continue and sell the new platform
6. Input the trade-in unit
7. Complete transaction (ScanBay not required at this point)
8. Next, return to Chrome and select the customer
9. Start a new order
10. Launch ScanBay by selecting Prepaid Plan and follow the prompts
11. Connect the device being traded in to unsubscribe it and select Next
12. Perform ScanBay Sync to communicate the transaction to ScanBay

HOW TO ENROLL AN EXPIRING PREPAID PLATFORM IN SUBSCRIPTION

UP TO 14 DAYS PRIOR TO A CUSTOMER'S PREPAID PLAN EXPIRATION, YOU CAN ENROLL THE UNIT INTO A SUBSCRIPTION

1. Log into Chrome, select Subscription from the Account Type dropdown menu
2. Select Yes, when prompted if you would like to start a Subscription
3. Select Subscription from the list of promotions displayed
4. Launch ScanBay from Chrome. Follow prompts until process is complete, including Print Contract
5. Complete fields and customer signature
6. Exit to return to Chrome
7. If a newer software version is available for the device, a ScanBay message appears and offers to program the device
8. Perform a ScanBay Sync

HOW TO RENEW A PREPAID PLAN

UP TO 90 DAYS PRIOR TO A CUSTOMER'S PREPAID PLAN EXPIRATION, YOU CAN PERFORM A RENEWAL USING A NEW PREPAID PLAN

1. Log into Chrome
2. Select the customer
3. Start a new order
4. Launch ScanBay
5. Select product or product family and follow prompts
6. Select Activate or Upgrade Customer Unit
7. Next, select Renew Prepaid Plan and change the pricing if needed
8. Follow prompts to review and confirm the upgrade, details of the Prepaid Plan Renewal and customer information
9. The Prepaid Plan Renewal process is complete. Select Finish to exit and return to Chrome

Find detailed instructions available in ScanBay Help or the Franchisee Portal

INSTALL SOFTWARE UPGRADES FASTER

SCANBAY SOFTWARE UPGRADE USING MICRO SD CARD

TRITON, APOLLO, SOLUS and VANTAGE® Series / MODIS Edge / ETHOS Edge / P1000

The following instructions describe how to upgrade diagnostic tool software using the tool's MicroSD card and your Chrome/ScanBay laptop.


IMPORTANT! READ BEFORE PROCEEDING

1. Secure digital cards (MicroSD, SD, etc.) are sensitive to electrostatic discharges (ESD) and can easily be damaged by static electricity. Before handling the card, ground yourself by touching a metal object that is grounded to discharge any static electricity
2. To perform this upgrade a MicroSD-to-SD card adapter is required
3. The diagnostic tool must be powered by the AC power supply during the upgrade process. If the tool loses power during the upgrade process, the tool may be damaged
4. The diagnostic tool MUST have been placed into Connect-to-PC mode with its MicroSD card inserted
5. Do NOT turn the diagnostic tool on BEFORE inserting the card. The diagnostic tool MUST be off when the card is inserted
6. The diagnostic tool is inoperable without the MicroSD card. Do not lose, damage, or allow the card to fall into the housing during removal or installation
7. Be careful when inserting the Micro SD card into the diagnostic tool. If the card is inserted at an angle the card may be damaged

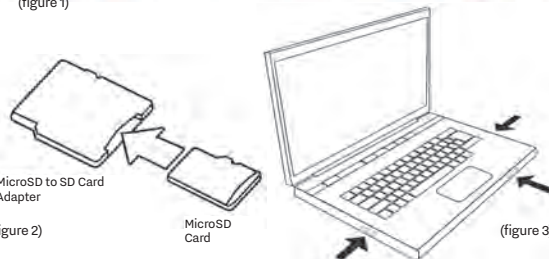
Upgrade Instructions

1. Turn off the diagnostic tool
2. Remove the MicroSD card from the diagnostic tool by gently pressing it down and then releasing. The card will pop-up and can be removed (figure 1)
3. Insert the MicroSD card into the MicroSD-to-SD card adapter. Make sure the lock switch on the card adapter is off (figure 2)

4. If required, remove the SD slot protector (simulated card) from the Chrome/ScanBay laptop card slot, then insert the MicroSD-to-SD card adapter (with MicroSD card) into the laptop card slot*
5. Start ScanBay and complete the software upgrade delivery process
6. After the upgrade is complete, remove the MicroSD-to-SD card adapter from the laptop, and remove the MicroSD card from the adapter
7. With the diagnostic tool off, insert the MicroSD card into the diagnostic tool
8. Connect the AC power supply to the diagnostic tool. The tool will automatically turn on
9. Follow the on-screen prompts to complete the upgrade installation process on the diagnostic tool
10. If required, reinstall the SD slot protector (simulated card) into the laptop SD card slot to prevent damage (figure 3)



(figure 1)



MicroSD to SD Card
Adapter

(figure 2)

MicroSD
Card

(figure 3)

USING DEVICE RECOVERY

HOW AND WHEN TO USE DEVICE RECOVERY

**TRITON, APOLLO, SOLUS and VANTAGE Series /
MODIS Edge / ETHOS Edge / P1000**

Device Recovery resolves errors and helps to improve performance. Use it to fix:


- | An error at boot up, during vehicle communication* or after a software upgrade
- | Unusually slow performance and/or operating speed

IMPORTANT NOTES

- | Device Recovery only supports the current software upgrade and the two previous software upgrades
- | If the unit had previously installed a service release for the current software version it will need to be reinstalled using ShopStream Connect™

INSTRUCTIONS

1. Power down the platform
2. Connect the platform to its AC charger
3. Press and HOLD the “Y” and “N” buttons
4. Pressing and release the power button once while continuing to HOLD the “Y” and “N” buttons
5. Release the “Y” and “N” buttons once the Service Menu appears
6. Move the cursor to Utilities and press the “Y” button
7. Move the cursor to Connect to PC and press the “Y” button
8. Locate and start Device Recovery on the ScanBay PC's Windows desktop



9. In the Device Recovery wizard enter the D# starting with a lower case “d” and select Next



IMPORTANT: If it is connected to a PC, you must disconnect the USB to Mini-USB cable from the PC and wait 10 seconds before proceeding

10. Connect the platform to the ScanBay PC using a USB to Mini-USB cable and allow Device Recovery to detect the platform
11. Once Device Recovery has detected the platform follow the prompts to finish programming
12. When complete, ensure the platform is still connected to the AC adapter
13. Disconnect the platform from the PC
14. Press the platform Power button
15. When 'Power Off?' is displayed in the lower left corner. Click the “Y” button
16. Press the Power button to power up the tool
17. Allow the scan tool to complete reinstallation of software. When prompted press the ‘Y’ button to restart the tool





CELEBRATING OVER A CENTURY OF INNOVATION

For a complete run-down of available coverage, refer to the Vehicle Coverage Guide located at snapon.com/vcguide.

*Important Platform and Upgrade Reminder

Prices and availability subject to change without notice.
List prices and weekly payments do not include Sales Tax.
Some functions shown require an internet connection.

†Software Subscription Program

Rates and terms are subject to credit approval at time of sale and terms of the program and contract. Not everyone will be approved. Payment based on 12 month term for Subscription. Payment is estimated, does not include taxes and other charges, and is subject to change. Not all software products qualify.

‡Fast-Track Intelligent Diagnostics Prepaid Plan

Prepaid Plan is separate from platform purchase and may be included on EC. Rates and terms are subject to credit approval at time of sale and terms of the program and contract. Not everyone will be approved. Payment based on contract term.
Not all platform products qualify.

DIAGNOSTIC SUPPORT



Text: (210) 343-1202 or scan ▲

Email: diagnostics_support@snapon.com

Call: (800) 424-7226

DOWNLOAD THE POCKET GUIDE



snapon.com/pocketguide

SNAPON.COM/DIAGNOSTICS

Snap-on is a trademark, registered in the United States and other countries, of Snap-on Incorporated. This publication contains many Snap-on Incorporated trademarks, including but not limited to FAST-TRACK and SURETRACK. All other marks are trademarks or registered trademarks of their respective holders. ©2024 Snap-on Incorporated. All pictures and illustrations shown are for reference purposes only. All information including specifications herein are subject to change without notice. EAZ0042B55S Rev. A US